

ProLed 75 | 10W

Product Reference

Environment Indoor

Installation Ceiling Recess

Construction & Materials

Housing Die Cast Aluminium

Primary Lens PMMA

Primary Reflector -

Secondary Reflector Anodised

Body Finish White,Black

Diffuser -

Antiglare Baffle -

Thermal Management

Heat Sink Material Die cast Aluminium

Cooling Technique Passive Cooling

Optical System

Beam Direction Fixed

Tilt Yes

Swivel No

Electrical System

Driven with Constant Current Driver

Input Voltage/Hz 220V- 240V/50-60Hz

Control Gear Included

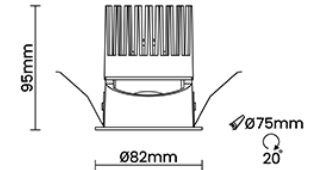
Mounting Remote

LED Power Watts 8.7W

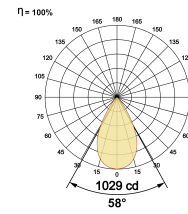
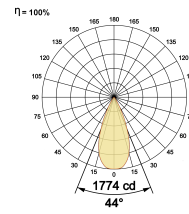
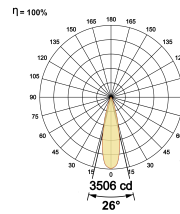
System Power Watts 10.0W

Operating Voltage Vin 220-240 Vac

Power Factor p.f. > 0.95



Light Distribution



LED Technology

Binning 3 Step MacAdam

LED Life Time @ L80/B10 >50000 hours

Colour Rendering (CRI) CRI80,CRI90

Led Type COB

LED Fitted Cree COB LED 36Vdc/250mA

Controls

Standard Switchable On/Off

Optional PDIM,DDIM,BTTM,CASAMBI,Non Dimmable

Ordering Details

Code Example:	Name	Watt	CCT	CRI	Angle	Finish	Control
	ProLed 75	10W	WW27K	CRI80	26°(MD)	SWH	On/Off

Select one from each column with highlighted values to create the ordering code

NAME	WATT	LUMEN	EFFICACY	CCT	CRI	ANGLE	FINISH	CONTROL	
ProLed 75	10W	810	81	2700K	WW27K	CRI80	26°(MD)	White SWH	Non Dimmable On/Off
		840	84	3000K	WW30K	CRI90	44°(WD)	Black SBL	Phase Dimmable PDIM
		880	88	4000K	NW40K		58°(VWD)		Dali Dimmable DDIM
		920	92	5700K	CW57K				Bluetooth Dimmable BTTM
				2700K-5700K	TW				Casambi CBTM
				Warm to Dim	W2D				
ProLed 75	10W			WW27K	CRI80	26°(MD)	SWH	on/off	