

ZuG Dark P 112 | 24W

Product Reference

Environment Indoor
 Installation Ceiling Suspended

Construction & Materials

Housing Aluminium Extrusion
 Primary Lens PMMA
 Primary Reflector -
 Secondary Reflector PC Black Cover
 Body Finish White,Black
 Diffuser -
 Antiglare Baffle Black,White,Custom

Thermal Management

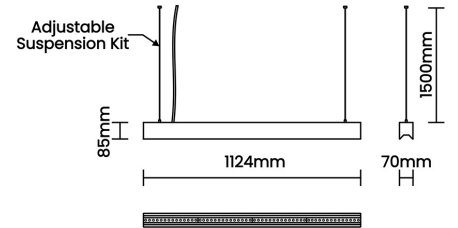

Heat Sink Material Aluminium
 Cooling Technique Passive Cooling

Optical System

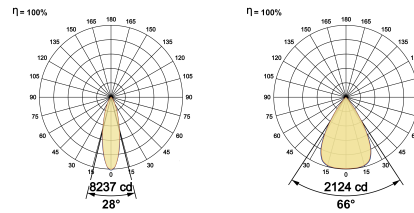
Beam Direction Fixed
 Tilt No
 Swivel No

Electrical System

Driven with Constant Current Driver
 Input Voltage/Hz 220V- 240V/50-60Hz
 Control Gear Included
 Mounting Integral
 LED Power Watts 20.5W
 System Power Watts 23.6W
 Operating Voltage Vin 220-240 Vac
 Power Factor p.f. > 0.95



Light Distribution



LED Technology

Binning 3 Step MacAdam
 LED Life Time @ L80/B10 >50000 hours
 Colour Rendering (CRI) CRI80,CRI90
 Led Type SMD high power
 LED Fitted Cree 3030 LED array 39V-42Vdc/500mA

Controls

Standard Switchable On/Off
 Optional PDIM,DDIM,BTTM,CASAMBI,Non Dimmable

Ordering Details

Code Example:	Name	Watt	CCT	CRI	Angle	Finish	Control
	ZuG Dark P 112	24W	WW27K	CRI80	28°(MD)	SWH	On/Off

Select one from each column with highlighted values to create the ordering code

NAME	WATT	LUMEN	EFFICACY	CCT	CRI	ANGLE	FINISH	CONTROL	
ZuG Dark P 112	24W	2620	111	2700K	WW27K	CRI80	28°(MD)	White SWH	Non Dimmable On/Off
		2690	114	3000K	WW30K	CRI90	66°(VWD)	Black SBL	Phase Dimmable PDIM
		2832	120	4000K	NW40K				Dali Dimmable DDIM
		2879	122	5700K	CW57K				Bluetooth Dimmable BTTM
								Casambi CBTM	
ZuG Dark P 112	24W			WW27K	CRI80	28°(MD)	SWH	On/Off	

