

iWash P 112 | 32W

Product Reference

Environment Indoor

Installation Ceiling Suspended

Construction & Materials

Housing Extruded Aluminium

Primary Lens PMMA

Primary Reflector PC metallised

Secondary Reflector Black Raster – PC, White Raster – PC

Body Finish White, Black, Custom

Diffuser -

Antiglare Baffle -

Thermal Management

Heat Sink Material Die cast Aluminium

Cooling Technique Passive Cooling

Optical System

Beam Direction Fixed Asymmetric

Tilt No

Swivel No

Electrical System

Driven with Constant Current Driver

Input Voltage/Hz 220V- 240V/50-60Hz

Control Gear Included

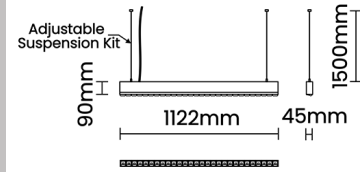

Mounting Integral

LED Power Watts 26.6W

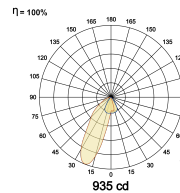
System Power Watts 30.6W

Operating Voltage Vin 220-240 Vac

Power Factor p.f. > 0.95



Light Distribution



LED Technology

Binning 3 Step MacAdam

LED Life Time @ L80/B10 >50000 hours

Colour Rendering (CRI) CRI80, CRI90

Led Type SMD

LED Fitted Samsung Mid power LED array 39-42Vdc/700mA

Controls

Standard Switchable On/Off

Optional DDIM, CASAMBI, Non Dimmable

Ordering Details

Code Example:	Name	Watt	CCT	CRI	Angle	Finish	Control
	iWash P 112	32W	WW27K	CRI80		SWH	on/off

Select one from each column with highlighted values to create the ordering code

NAME	WATT	LUMEN	EFFICACY	CCT		CRI	ANGLE	FINISH		CONTROL	
iWash P 112	32W	2815	92	2700K	WW27K	CRI80		White	SWH	Non Dimmable	On/Off
		2907	95	3000K	WW30K	CRI90		Black	SBL	Dali Dimmable	DDIM
		3091	101	4000K	NW40K			Custom	CSM	Casambi	CBTM
		3152	103	5700K	CW57K						
				2700K-5700K							
					TW						
iWash P 112	32W			WW27K		CRI80		SWH		On/Off	