

# iWash P 112 | 24W

## Product Reference

Environment Indoor

Installation Ceiling Suspended

## Construction & Materials

Housing Extruded Aluminium

Primary Lens PMMA

Primary Reflector PC metallised

Secondary Reflector Black Raster – PC, White Raster – PC

Body Finish White, Black, Custom

Diffuser -

Antiglare Baffle -

## Thermal Management

Heat Sink Material Die cast Aluminium

Cooling Technique Passive Cooling

## Optical System

Beam Direction Fixed Asymmetric

Tilt No

Swivel No

## Electrical System

Driven with Constant Current Driver

Input Voltage/Hz 220V- 240V/50-60Hz

Control Gear Included

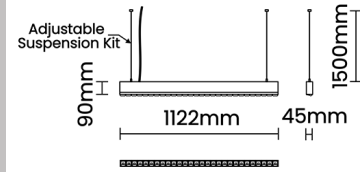

Mounting Integral

LED Power Watts 20.5W

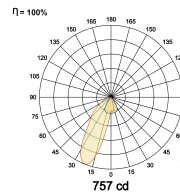
System Power Watts 23.6W

Operating Voltage Vin 220-240 Vac

Power Factor p.f. &gt; 0.95



## Light Distribution



## LED Technology

Binning 3 Step MacAdam

LED Life Time @ L80/B10 &gt;50000 hours

Colour Rendering (CRI) CRI80, CRI90

Led Type SMD

LED Fitted Samsung Mid power LED array 39-42Vdc/500mA

## Controls

Standard Switchable On/Off

Optional DDIM, CASAMBI, Non Dimmable

## Ordering Details

Code Example:	Name	Watt	CCT	CRI	Angle	Finish	Control
	<b>iWash P 112</b>	<b>24W</b>	<b>WW27K</b>	<b>CRI80</b>		<b>SWH</b>	<b>on/off</b>

Select one from each column with highlighted values to create the ordering code

NAME	WATT	LUMEN	EFFICACY	CCT		CRI	ANGLE	FINISH		CONTROL	
<b>iWash P 112</b>	<b>24W</b>	2289	97	2700K	<b>WW27K</b>	<b>CRI80</b>		White	<b>SWH</b>	Non Dimmable	<b>On/Off</b>
		2360	100	3000K	<b>WW30K</b>	CRI90		Black	<b>SBL</b>	Dali Dimmable	<b>DDIM</b>
		2502	106	4000K	<b>NW40K</b>			Custom	<b>CSM</b>	Casambi	<b>CBTM</b>
		2549	108	5700K	<b>CW57K</b>						
				2700K-5700K							
<b>iWash P 112</b>	<b>24W</b>			<b>WW27K</b>		<b>CRI80</b>		<b>SWH</b>		<b>On/Off</b>	